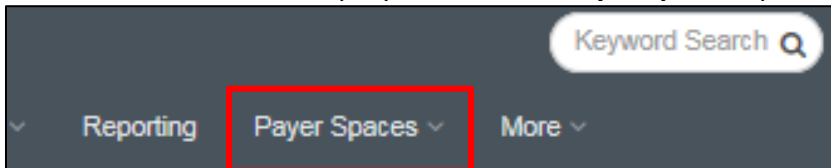



Accessing remittance inquiry

To access remittance inquiries, follow the steps below:

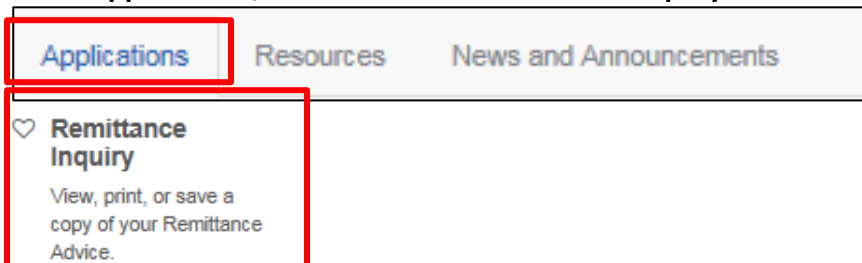
1. Log into the Availity Portal.
2. Access the Remittance Inquiry Tool via the **Payer Spaces** option from the top navigation.



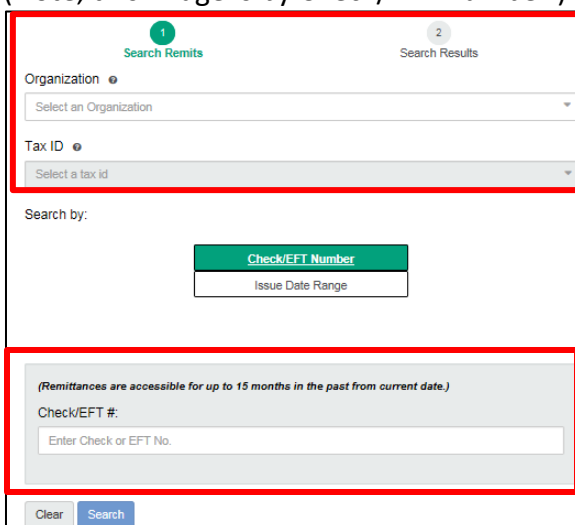
3. Choose **Amerigroup Washington, Inc.** from the *Payer Spaces* drop-down box.



4. Select **Applications**, then select the **Remittance Inquiry** tile.



5. Choose your organization and tax ID from the drop-down box, and search by Check/EFT Number or Issue Date Range. After entering the appropriate information, select **Search**. (Note, this image is by Check/EFT Number.)

A screenshot of the 'Remittance Inquiry' search form. It is divided into two sections: 'Search Remits' (labeled with a '1') and 'Search Results' (labeled with a '2'). The 'Search Remits' section contains two dropdown menus for 'Organization' and 'Tax ID'. Below these is a 'Search by:' section with two radio buttons: 'Check/EFT Number' (selected) and 'Issue Date Range'. At the bottom, there is a text input field for 'Check/EFT #' with the placeholder text 'Enter Check or EFT No.' and a 'Search' button. A red box highlights the 'Search Remits' section, the 'Search by:' section, and the 'Check/EFT #' input field.

- To search by Issue Date Range: Either select the provider from the Express Entry drop-down or enter the NPI, indicate the date range, and then select **Search**.

- From the *Remittance Inquiry Results* page, the results can be sorted by provider name, issue date, check/electronic funds transfer (EFT) number or check/EFT amount.

▲ Provider Name	Issue Date	Check/EFT Number	Check/EFT Amount	View Remittance
	01-13-2016	9999999999		View Remittance
	01-15-2016		\$76.81	View Remittance
	01-16-2016		\$16.84	View Remittance

Additional information:

- Remit images are available for all Amerigroup members.
- Remits of over 50 pages will return the first 50 pages for viewing.
 - To view all pages, download or print the remit.
- Search in span of seven days and up to 15 months back.
- To conduct a remittance inquiry, access to “View Claims Status Inquiry” is needed.