

Eligibility listing and panel listing guide

Eligibility listing

Providers can access the Eligibility listing by logging in to the [Avality Web Portal](#).

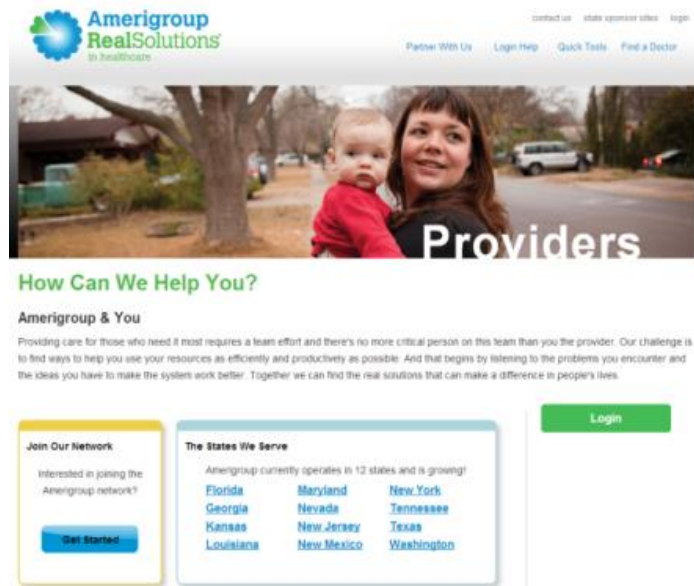
Panel listing

Providers can access their panel listing by logging in to the Amerigroup provider self-service website or the Avality Web Portal.

From the Amerigroup Iowa, Inc. provider self-service website

To access your panel listing from providers.amerigroup.com:

Click *Login* and enter your Avality ID and password




Select the *Member Information* tab in the left-hand navigation menu:



From the Availity website

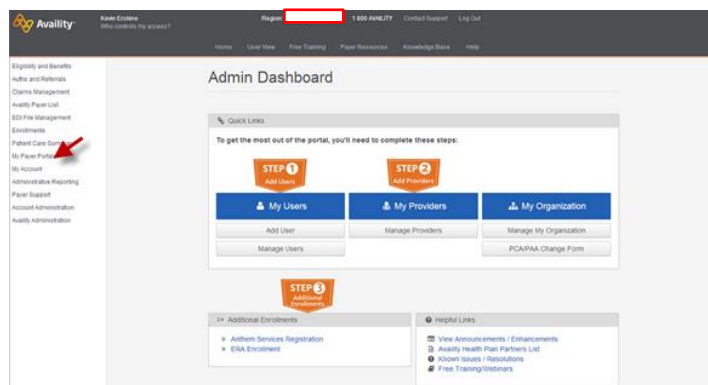
To access your panel listing from the www.Availity.com:

Enter your Availity ID and password and click *Log in*.

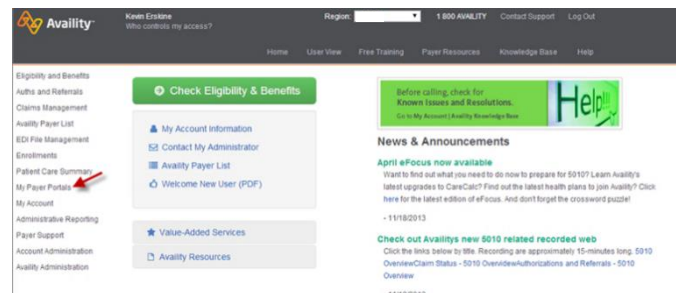


The image shows the Availity login page. At the top is the Availity logo. Below it are two input fields: "User ID:" and "Password:". There is a checkbox labeled "Show password as I type". At the bottom left is a link "Help! I can't log in!" and at the bottom right is a blue "Log in" button.

Select your state from the drop-down list in the top tool bar. Click *My Payer Portals* in the left-hand navigation:



Select *Amerigroup Provider Self-Service* from the *My Payer Portals* in the left-hand navigation of either the account administrator or normal user screen:



Select *Member Information* from the left-hand navigation of the Amerigroup provider self-service website:

Home

- Claims
- Precertification
- Medical
- Pharmacy
- Member Information
- Provider Education
- Provider Updates
- Find a Doctor

News & Announcements

Headline 1

Lorem ipsum dolor sit amet, consectetur adipiscing elit, sed diam nonummy nibh euismod tincidunt ut laoreet dolore magna aliquam erat volutpat. Ut wisi enim ad minim veniam, quis nostrud exerci tation ullamcorper

Headline 2

te feugait nulla facilisi. Nam liber tempor cum soluta nobis eleifend option congue nihil imperdiet doming id quod mazim placerat facer possim assum. Typi non habent claritatem insitam; est usus legentis in iis qui facit eorum claritatem. Investigationes demonstraverunt lectores legere me lius quod ii

Select a Market



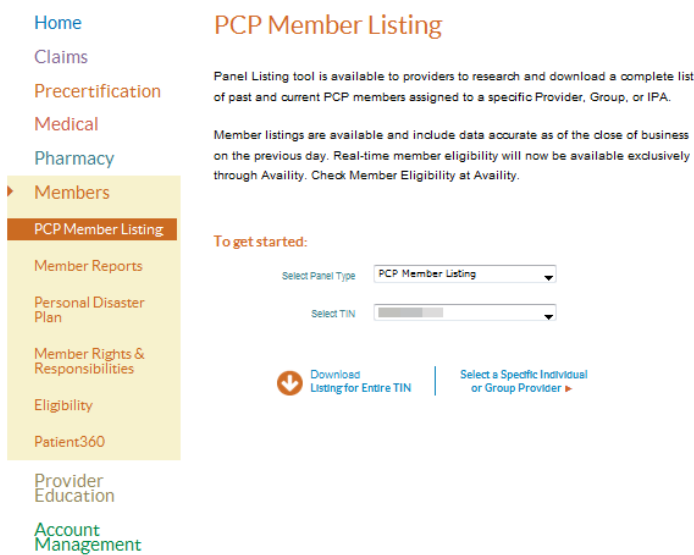
Useful Publications

- [Online Provider Directory](#)
- [Provider Manual](#)
- [Referral Directory](#)
- [Quick Reference Guide](#)

Under *Member Information*, click *PCP Member Listing*:



From the *Select Panel Type* menu, choose *PCP Member Listing*:



Select your tax identification number (TIN), then click on either *Download Listing for Entire TIN* or *Select a Specific Individual or Group Provider*, depending on your needs.